



भारतीय विमानपत्तन प्राधिकरण AIRPORTS AUTHORITY OF INDIA

('A' Miniratna Category-1 Public Sector Enterprise)

REGIONAL HEADQUARTERS (NER), GUWAHATI AIRPORT, GUWAHATI-781015

ADVT. NO. 01/2024/ APPRENTICE/GRADUATE/DIPLOMA/ITI/NER

Notification for Engagement of Graduate/Diploma Apprentices/ Trade (under Apprentices Act, 1961) for the year 2024-25 in Airports Authority of India, North Eastern Region

Airports Authority of India (AAI) (Schedule – 'A' Miniratna Category-1 Public Sector Enterprise) was constituted by an Act of Parliament and came into being on 1st April, 1995 by merging erstwhile National Airports Authority and International Airports Authority of India. The merger brought into existence a single organization entrusted with the responsibility of creating, upgrading, maintaining and managing Civil Aviation infrastructure both on the ground and Air Space in the Country.

Airports Authority of India, Regional Headquarter (North Eastern Region) is inviting applications from the eligible candidates who are domiciles of Assam, Agartala (Tripura), Imphal (Manipur), Shillong (Meghalaya), Dimapur (Nagaland), Lengpui (Mizoram) & Tezu/Hollongi (Arunachal Pradesh) for an Apprenticeship Training Program of one year in various Airports in North Eastern Region for the year 2024-25. During the period of Apprenticeship Training, the candidates are Governed by Apprentices Act, 1961 (as amended in 1973 and till date) and commensurate policies/rules of the organization.

A. Details of posts and qualifications (No. of posts are tentative that can be reduced/increased):

Sl. No.	Field of Specialization/ Discipline	Graduate	Diploma	Trade	Duration of Training	Monthly Stipend	Locations/Airports of apprenticeship training at NER Northern Region Airports
1	Civil Engg	07	10	0	1 Year	1. Graduate - Apprentices Rs.15000= 10500 (AAI Share) + 4500 (Govt Share DBT) 2. Technical (Diploma) Apprentice Rs.12000= 8000 (AAI Share) + 4000 (Govt Share DBT) 3. Trade Apprentices (ITI) Rs.9000/-	Assam, Agartala, Imphal, Shillong, Dimapur, Tezu, Lengpui, Hollongi.
2	Electrical Engg	10	10	0	1 Year		
3	Electronic/IT/ Computer Science Engg	10	05	0	1 Year		
4	Mechanical Engg	03	05	0	1 Year		
5	Fitter (ITI)	0	0	5	1 Year		
6	Mechanic (Motor Vehicle)	0	0	10	1 Year		
7	Draughtsman (Civil)	0	0	5	1 Year		
8	Electrician	0	0	10	1 Year		
	Total	30	30	30	= 90		

Last date of application: 20.11.2024 (please read the general instructions carefully before applying)

B. Educational Qualification:

1. Graduate/Diploma: Candidates should possess full time (regular) four years degree or three years (regular) diploma in Engineering in any of the above-mentioned streams, recognized by AICTE, GOI.
2. ITI Trade: candidates should possess ITI/NCVT certificate of the above-mentioned trades from institutions recognized by AICTE, GOI.

C. Conditions:

1. Apprentices shall have to undergo Apprenticeship training at notified Airports/Establishments. The allocated Airport/Station/unit will be final; no change in place of training will be entertained.
2. As per the provisions of the Apprentices Act, 1961 as amended from time to time, candidates who have already completed their apprenticeship or terminated their apprenticeship midway or are pursuing in other organizations or in AAI with the same qualification level, shall not be eligible for engagement as apprentice.
3. As per the Apprentices Act, 1961, candidates who had apprenticeship training/job experience for a period of 1 year or more after the attainment of essential qualifications, shall not be eligible for engagement as apprentice.

D. Eligibility Criteria:

1. Only Indian Nationals from the North Eastern Region are eligible.
2. Candidates passed Graduate/Diploma in 2021 or after 2021 are eligible.
3. Age limit: Minimum age is 18 years and Maximum age is 26 years as on 20.11.2024. (Relaxation in upper age limit for categories like SC/ST/OBC/PWBD etc. as per Govt. of India guidelines is applicable)

E. Mode of Selection:

1. Provisional selection of the candidates would be based on percentage (%) of marks in the qualifying examination.
2. The candidature of the applicant would be provisional. The shortlisted candidates will be called for Interview/Document verification through their registered email IDs only.
3. The final selection will be based on Interview/verification of certificates and submission of Medical Fitness Certificate at the time of joining.
4. The selected candidates will be posted preferably at the given locations in North Eastern Region based on their registration location (in portal).

Copy
28/10/2024

F. General Instructions:

1. Last date of receipt of application is 20/11/2024.
2. The interested candidates are required to apply through BOAT's/RDAT's web portal www.nats.education.gov.in (for graduate/diploma apprentices) and www.apprenticeshipindia.org (for ITI Trade) by finding establishment Airports Authority of India –RHO NER, Guwahati (ID -EASKMC000039 (BOAT)/ E08201800006 (NAPS) and click on the apply button in the next page. After successful application, the message "Successfully applied for the training position. Based on availability, you will be contacted by the establishment" will appear. (Student manual is attached below for ready reference)
3. Candidates should register themselves with the concerned portal (NATS/NAPS) prior to applying for apprenticeship training in AAI without fail (Annexure I, II, III & IV). Applications received online through NATS/NAPS portal will only be considered. Correspondence/Communication in any other manner will not be entertained.
4. No TA/DA will be provided.
5. The number of candidates to be engaged is indicative and may undergo changes without any further notification.
6. During the period of apprenticeship, candidates will be governed by the Apprentices Act, 1961 (as amended in 1973 and till date) and the policies/rules of the organization.
7. Reservation for SC/ST, OBC and EWS as applicable will be followed, however, in case of non-availability of candidates in reserved category it will be filled from other reserved categories/general categories.
8. Airports Authority of India has no obligation to give regular employment to Apprentices. They shall have no right to claim regular employment from AAI on the basis of this apprenticeship at any point of time. This training program shall not create any liability on AAI for providing any job to the Apprentice. AAI management does not take any responsibility for any sort of employment/placement.
9. The decision of Management will be final and binding on all candidates on all matters relating to eligibility, acceptance or rejection of the applications, mode of selection, cancellation of the selection process either in part or full, etc. No correspondence will be entertained in this regard. Filling up of the seats is solely at the discretion of the management based on suitability of candidates and no claim will entertained, if some of these seats are not filled due to unsuitability/insufficient number of candidates.
10. AAI Management does not take any responsibility to reply to the candidate/organization for non-selection /non-issuance of call letter.
11. It shall be the sole responsibility of the candidates to get their profile verified from the respective regional Board.
12. Candidates applying for more than one discipline will not be considered and their application will be rejected.


28/10/2024

13. No Application Fee is being charged.
14. The candidature of the applicant would be provisional, subject to verification of all certificates and submission of certificate of Medical Fitness (to be obtained only from a Government Medical officer/Medical Officer of a Government Undertaking) at the time of joining.
15. At any stage of selection process, if it is found that the candidate has furnished false or incorrect information, then the candidature/engagement of the candidate is liable to be cancelled.
16. For BOAT Portal www.nats.education.gov.in related queries please email or reach out to Northern Region Students, Email: studentquery@boatnr.org, admin@boatnr.org, info@boatnr.org, Phone 0512-2584056/2584057/2580349.
17. For NAPS portal, candidates may contact via e-mail apprenticeship@nsdcindia.org or log on to www.apprenticeshipindia.org.
18. In case of any dispute, English version of notice and communication will be treated as valid.


28/10/2024
Bipul Ch. Das

Dy. General Manage (HR)
AAI, RHQ-NER, Guwahati

NATIONAL APPRENTICESHIP TRAINING SCHEME (NATS) 2.0 PORTAL

**Portal Functionalities Walkthrough - Students
Manual**



Contents

Overview.....	2
Modules & Functionality.....	2
1. Student Registration.....	6
2. Student Profile	9
3.Contract management by Student	15
3.1 Contract Accepted and downloaded	16
4. Student Profile LOCKED	18
Contact Us.....	19

Overview

National Apprenticeship Training Scheme is one of the flagship programmes of Government of India for Skilling Indian Youth in Trade disciplines. The National Apprenticeship Training Scheme under the provisions of the Apprentices Act, 1961 amended in 1973; offers Graduate, Diploma students and Vocational certificate holders; a practical, hands-on On-the-Job-Training (OJT) based skilling opportunities with duration ranging from 6 months to 1 year.

Modules & Functionality

Students play the critical role in NATS 2.0 Portal of posting apprenticeship advertisements aligned to their manpower requirements. The following modules pertain to the apprenticeship related activities a student is responsible for:

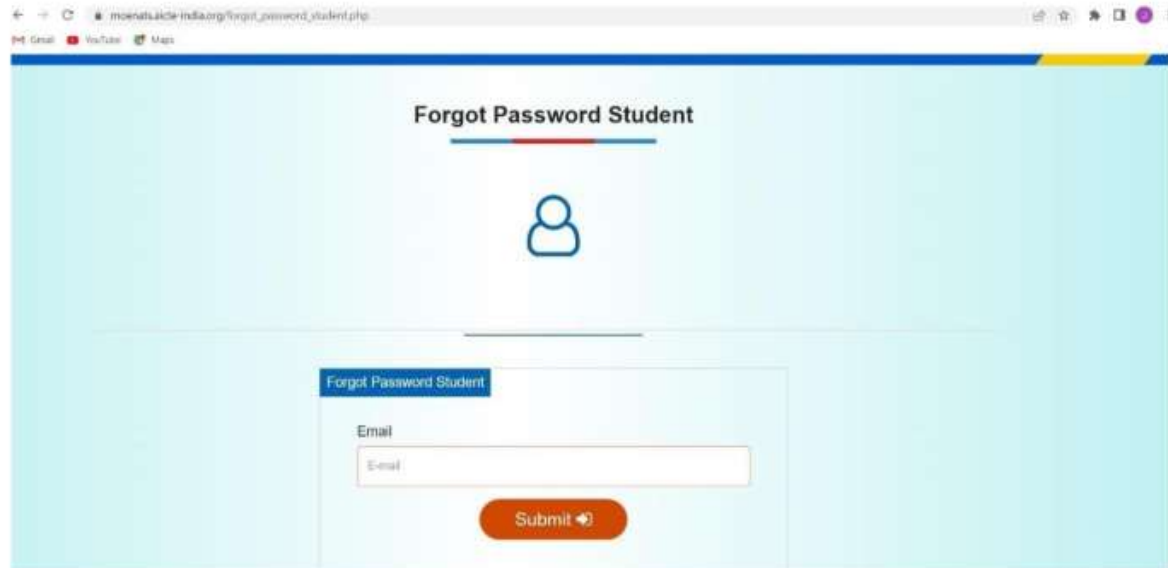
- Step 1:** Registration
- Step 2:** Profile filling
- Step 3:** Apply for apprenticeship available
- Step 4:** Application Management
- Step 5:** Contract creation
- Step 6:** Profile Lock
- Step 7:** Record of progress
- Step 8:** Download COP, after successful completion of apprenticeship program.
- Step 9:** Employment Opportunities

Below is each of these modules elaborated along with screenshots.

Resetting password (upgraded portal)

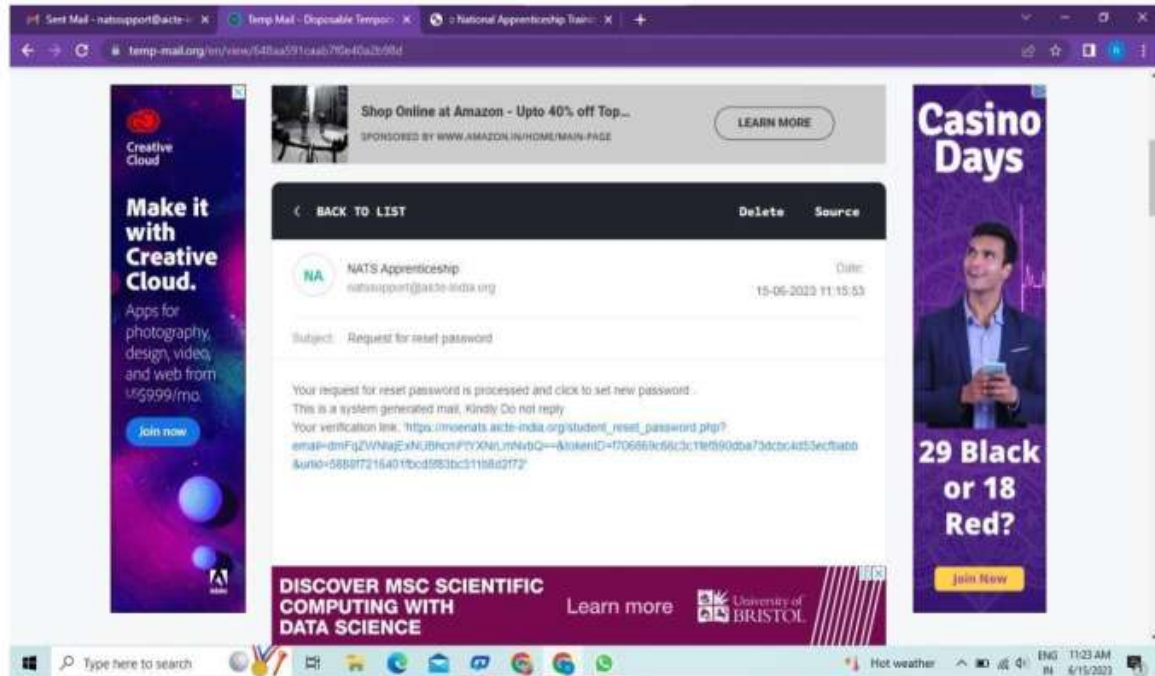
Step 1: Click on the below link,

https://moenats.aicte-india.org/forgot_password_student.php



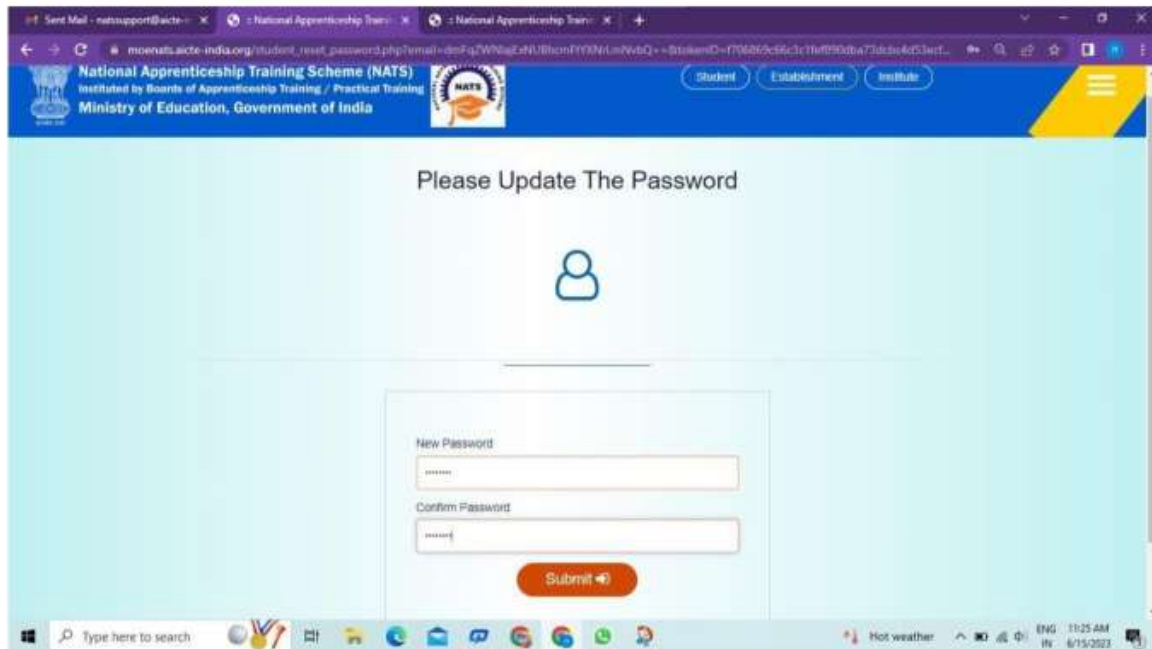
The screenshot shows a web browser window with the URL https://moenats.aicte-india.org/forgot_password_student.php. The page has a light blue background and a white central box. At the top of the box, it says "Forgot Password Student" with a red underline. Below this is a blue outline of a person's head and shoulders. Underneath the person icon is a blue box with the text "Forgot Password Student". Below that is a white input field labeled "Email" with the placeholder text "Email". At the bottom of the input field is a red "Submit" button with a right-pointing arrow.

Step 2: Enter your email, a password reset email will be received to the email.



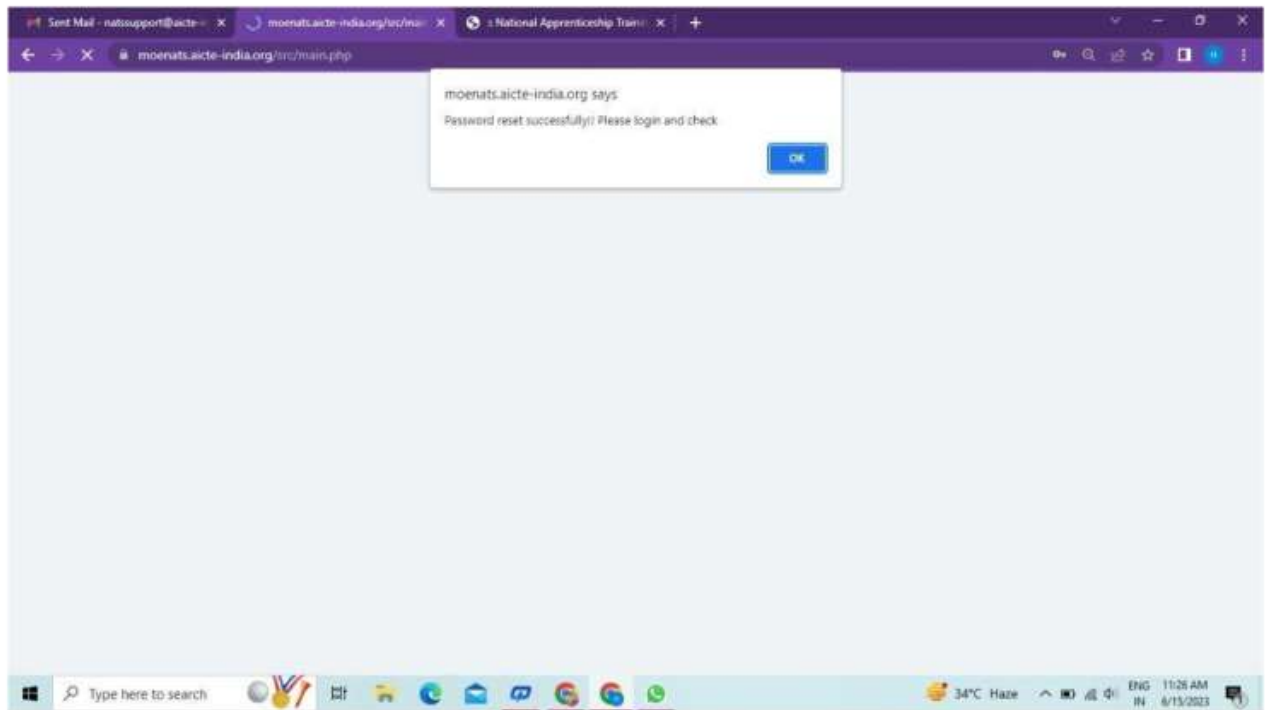
Step 3: Open the email and click on the link, and it will be redirected to the password reset page.

Step 4: From this page, you will be prompted to enter the password two times for confirmation.



The screenshot shows a web browser window displaying the NATS password reset page. The page header includes the NATS logo and the text "National Apprenticeship Training Scheme (NATS) Instituted by Boards of Apprenticeship Training / Practical Training Ministry of Education, Government of India". The main heading is "Please Update The Password". Below the heading is a user icon. The form contains two input fields: "New Password" and "Confirm Password", both with masked characters. A "Submit" button is located below the form. The browser's address bar shows the URL: "moenats.aicte-india.org/student_reset_password.php?email=defq7WZaEMj8hcnFY0NjLwVbQ+&tokenID=00665c563c11ff930ba732b2e4d53e2c". The Windows taskbar is visible at the bottom, showing the search bar and system tray.

Step 5: A success pop-up will appear on screen & the password is shared over your email in return.



Step 6: To Login Visit https://moenats.aicte-india.org/student_login.php , enter your login credentials to login as student.

1. Student Registration

Students are expected to register on the NATS 2.0 Portal with their preliminary details before they are enrolled in apprenticeship.

Student registration url: https://moenats.aicte-india.org/student_register.php.

Following the above details, student is asked to fill the below details,

- Basic details – Name, Father/Mother's name, Aadhar no.
- Educational details – Course/Institute details
- Communication information- Address, Mobile no
- Training preference – Preferred field/location for apprenticeship
- Bank details

Below are the student registration form screenshots.

Registration form for Students

The screenshot shows a web browser window with the URL moenats.aicte-india.org/student_register.php. The page title is "Student Register". Below the title, there is a paragraph of text: "This Enrolment module of student facilitates to the Pass-Outs in Graduate in Engineering / Technology, Graduate in General Stream, Graduate in Vocational, Diploma in Engineering / Technology, Diploma in General Stream, Diploma in Vocational. The Students pursuing sandwich courses should contact their institution for enrolment." Below this text is a registration form with the following fields:

- Have you undertaken any previous training as part of the apprenticeship programme (except sandwich apprenticeship): NO
- Do you have any work experience of one year or more: NO
- Have you passed out through Regular / Part Time / Distance: DISTANCE
- Name *: MANISHA
- Date of Birth *: 09/16/2001
- Gender *: FEMALE
- Category *: OBC
- Aadhar Number(Pattern xxxx xxxx xxx)*: XXXX XXXX 7578
- Upload Aadhar Card (only pdf size < 1MB)*: Choose File | aadhar.pdf

The Windows taskbar at the bottom shows the system tray with the date 6/12/2023 and time 4:34 PM.

Registration form for Students (cont.)

moenats.aicte-india.org/student_register.php

State to Which Institute Belongs *
 DELHI

District to Which Institute Belongs *
 NEW DELHI

Institute Name (If institute name not appearing in drop down , please contact natssupport@aicte-india.org)*
 ASHOK INSTITUTE OF HOSPITALITY AND TOURISM MANAGEMENT 6566

Select Graduate in Engg./Tech in case of B.E./B.Tech/B.Pharma/B.Arch/B.HMCT/B.Lib/B.E.Agr/B.E.Dairy/B.E.Biotech/B.Food/B.Fashion Degree/BCA/BFA/BBA/BBS/BEM/BD/BPA/B.SW/BA/B.COM/B.SC/B.Sc.Agr/B.Sc.Dairy/B.Sc.Biotech/B.Sc.Food
 Select Diploma in Engg./Tech in case Polytechnic – Engg/Pharma/Arch/HMCT/Lib/Agr/Food/Fashion/MoP/Secretarial/MLT

Education Type (Pass Out)*
 DIPLOMA IN ENGINEERING / TECHNOLOGY

Course Name*
 CEMENT TECHNOLOGY

Specialization *
 CEMENT TECHNOLOGY

Student ID (Unique Registration/Roll Number)*
 98787878789623456787654323456543

Year of Passing *
 2022

Month of Passing *
 JUNE

Percentage * (For CGPA, convert into Percentage according to University formula)
 89

moenats.aicte-india.org/student_register.php

Email (Will be used as a Username for Login Purpose)*
 mihey1046@sosemap.com

Mobile No (Will be used as a Username for Login Purpose)*
 8666666666

Password*

Confirm Password*

Show Password

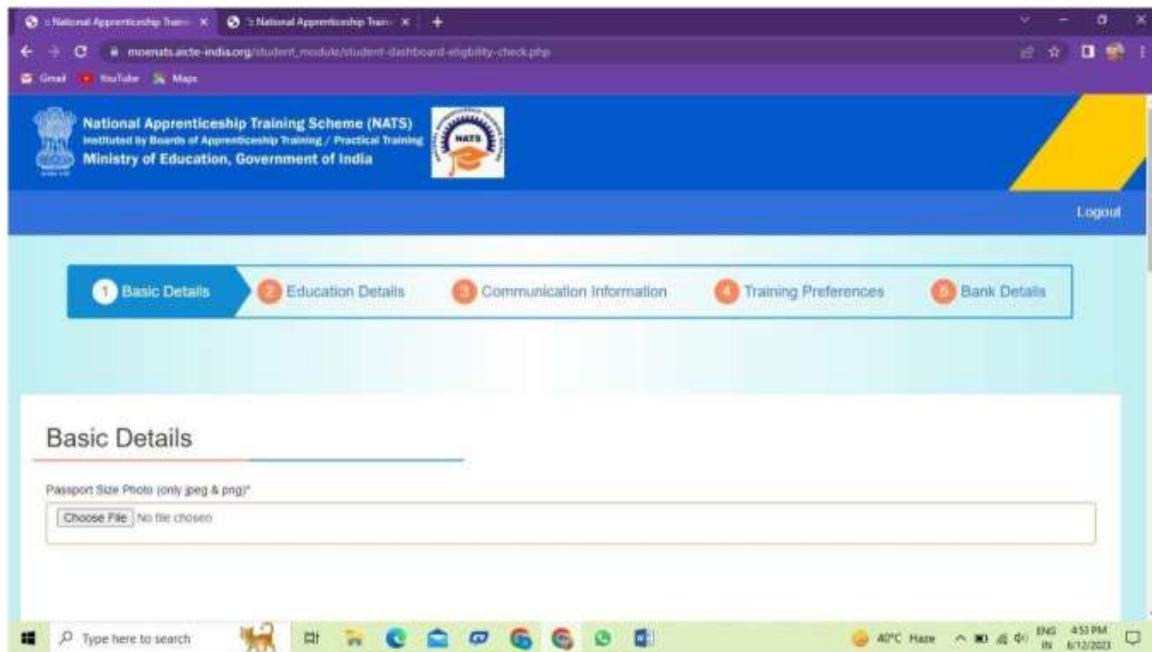
I'm not a robot

Student Register

Quick links Help & Reports Others

2. Student Profile

Following are the basic details to be filled by student at time of registration:



The screenshot displays the National Apprenticeship Training Scheme (NATS) student dashboard. The header includes the NATS logo and text: "National Apprenticeship Training Scheme (NATS) Instituted by Boards of Apprenticeship Training / Practical Training Ministry of Education, Government of India". A "Logout" link is visible in the top right corner. Below the header, a navigation bar contains five steps: 1. Basic Details (highlighted), 2. Education Details, 3. Communication Information, 4. Training Preferences, and 5. Bank Details. The main content area is titled "Basic Details" and features a "Passport Size Photo (only .jpeg & .png)" label above a file upload button labeled "Choose File" with the text "No file chosen" next to it. The Windows taskbar at the bottom shows the search bar, taskbar icons, and system tray with a temperature of 40°C, time of 4:53 PM, and date of 6/12/2023.

The first step basic details – show the details filled in the before filled registration form. The student shall continue to fill their profile.

STEP 3: Communication Information

In this address details/mobile details of the student is asked.

Permanent Address

Pin Code *
District *
State/UT *
Address *

Present Address same as Permanent Address
Present Address

Pin Code *
District *
State/UT *
Address *

[Save and continue](#)

STEP 4: Training preferences

Further, the student needs to update the training preferences such as field and location of apprenticeship.

The screenshot shows a web browser window with two tabs for 'National Apprenticeship Train...'. The address bar displays 'moerats.aicte-india.org/student_module/training_details.php'. The page header includes the NATS logo and text: 'National Apprenticeship Training Scheme (NATS) Instituted by Boards of Apprenticeship Training / Practical Training Ministry of Education, Government of India'. A navigation bar contains five steps: 1. Basic Details, 2. Education Details, 3. Communication Information, 4. Training Preferences, and 5. Bank Details (highlighted in red). The main content area is titled 'Training Preferences' and contains two sections: 'Location Preference' and 'Field Preference'. 'Location Preference' includes dropdown menus for 'Preferred State - 1', 'Preferred State - 2', and 'Preferred State - 3', and 'Preferred District - 1', 'Preferred District - 2', and 'Preferred District - 3'. 'Field Preference' includes dropdown menus for 'Preferred Field - 1' and 'Preferred Field - 2'. A 'Save and continue' button is located at the bottom of the form. The Windows taskbar at the bottom shows the search bar, task view, and system tray with the date 'Monday, June 12, 2023' and time '5:02 PM'.

STEP 5: Bank details

The students are asked to fill the bank account details, for stipend receiving.

The screenshot shows a web browser window with two tabs titled "National Apprenticeship Traini...". The address bar displays "moenats.aicte-india.org/student_module/student_dashboard-bank-info.php". The page header includes the NATS logo and text: "National Apprenticeship Training Scheme (NATS) Instituted by Boards of Apprenticeship Training / Practical Training Ministry of Education, Government of India". A navigation bar contains five items: "1 Bank Details", "2 Education Details", "3 Communicative Information", "4 Training Preferences", and "5 About Details".

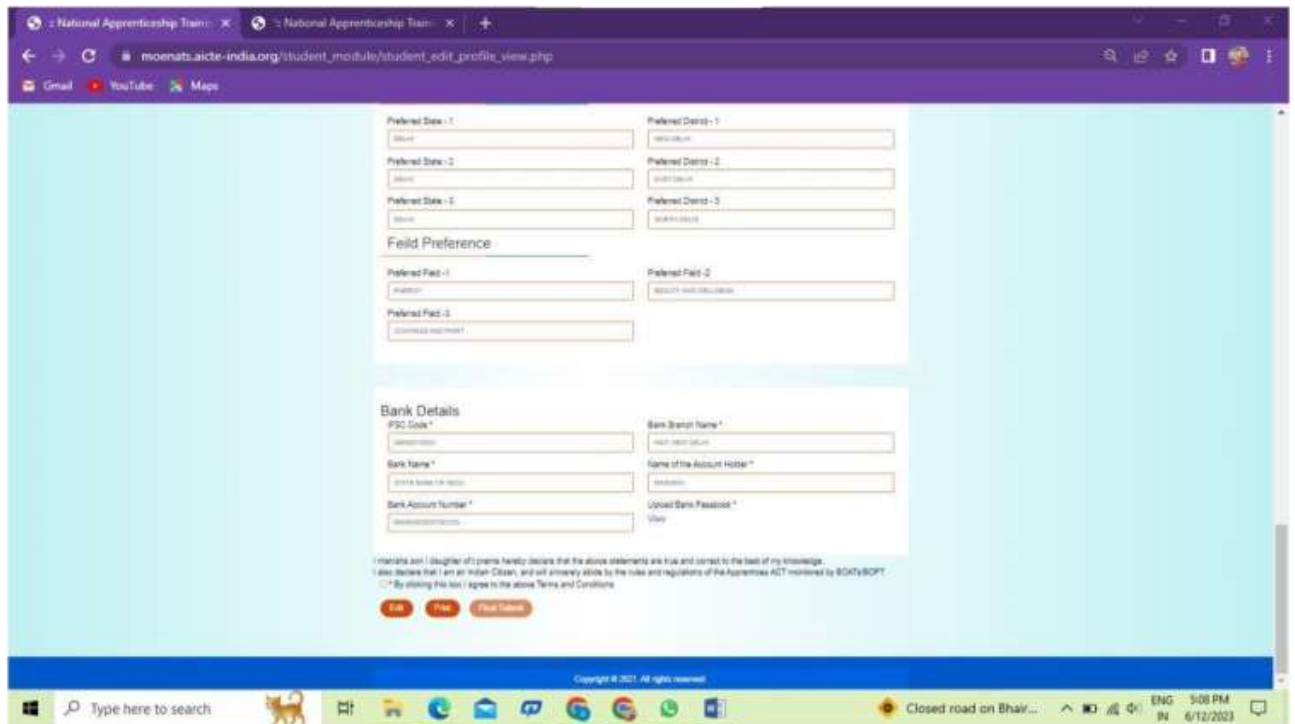
The main content area features a warning: "We assure you that your bank details will not be shared with anyone without your consent. NATS team will never ask for your Debit Card/Bank Account details on phone call or through any other medium. In case you receive any such request, you are encouraged to report the matter to us...". Below this is a form titled "Please finish the bank accounts details in which you want to get stored by establishment." with the following fields:

- IFSC Code* (text input)
- Bank Branch Name* (dropdown menu)
- Bank Name* (dropdown menu)
- Name of the Account Holder* (text input)
- Bank Account Number* (text input)
- Upload Feedback (Only soft) (text input)

A "Save and Proceed" button is located at the bottom left of the form. The footer contains "Quick links", "Help & Reports", and "Others" sections. The Windows taskbar at the bottom shows the search bar, taskbar icons, and system tray with weather (40°C Haze) and date (6/12/2023).

STEP 6: Profile view and final submit

Scroll down to the end of the page, cross-check the details and click on “SUBMIT” button.



3.Contract management by Student

Apprenticeship advertisement on student dashboard

Advertisements show on dashboard in listing way, they can apply to their suitable apprenticeship by viewing the details like,

1. Apprenticeship title, description, duration, location, skills required, qualification required to apply.
2. After applying, they can check for application status from the application management

Student dashboard with apprenticeship advertisement

Apply against Skills vacancies

Industry Name	Post Title	State	District	Vacancies	Date of Publication	Last Date to Apply	View	Action	Status
Vamsi tech	ECE	ANDHRA PRADESH	VISAKHAPATNAM	10	21-Jul-2022	28-Jul-2022	View		

Student has to accept the contract request from establishment firstly, in order to send request to BOAT for final confirmation.

Application Management

Applied Apprenticeship

Location	State Name	Company Name	Apprenticeship Name	Date of Application	Status	Action
DEHRADUN	UTTARAKHAND	Akash	TITLE	25-Jul-2022	Akash Industry generating the contract for Apprentiship Training whether you would to Accept or Reject	Accept Reject

On acceptance, Contract request sent to BOAT for approval

Apply against Skills vacancies

Industry Name	Post Title	State	District	Vacancies	Date of Publication	Last Date to Apply	View	Action	Status
Akash	TITLE	UTTARAKHAND	DEHRADUN	13	23-Jul-2022	23-Jul-2022	View	Applied	Contract Sent For Approval of Boat

3.1 Contract Accepted and downloaded

Contract management by student

After the establishment contract initiation, student has to accept the contract request from establishment firstly, in order to send request to BOAT for final confirmation.

Contract is download by student & engaged into apprenticeship program

BOARD OF PRACTICAL TRAINING (EASTERN REGION)

(An Autonomous Body Under Ministry of Human Resource Development, Department of Higher Education, Government of India)



Block- EA, Sector- I , Salt Lake City, Opp to Labony Estate , Koikata - 700064

Phone No: 033 - 23370750 / 23370751 Fax No: 033-2321 6814 Email: info@boptr.gov.in

Website: <http://www.mhrdnats.gov.in/>



APPRENTICESHIP CONTRACT REGISTRATION FORM

APPRENTICE INFORMATION

Name	Gender	Date of Birth	Age	
BITTU KUMAR	M	2003-01-16	19	
Father / Mother Name	Enrollment Number	Caste	PWD	
AJAY MANDAL	1171818025	OBC	N	
Address for Communication	Mobile Number	Email Address	Age 19	
Barhiya SO, WARD NO 17, BARHIYA, LAKHISARAI, LAKHISARAI UTTARAKHAND, 811302	6206925676	bittu16012003@gmail.com	25	
	Father / Mother Name	Enrollment Number	Caste	
	AJAY MANDAL	1171818025	OBC	
PWD				
N				

EDUCATIONAL QUALIFICATION

Name of the Institution / College /University	Univ. Regn. Number / DOTE / Month & Year of passing DTE Regn. Number / +2 Regn	Educational Qualification
GOVT. POLYTECHNIC	1-512869913 October, 2021	COMPUTER SCIENCE AND ENGINEERING - COMPUTER SCIENCE AND ENGINEERING

TRAINING DETAILS

Training start date	Period of Training	Stipend Rs. per month
12-07-2022	Months	8000
The apprentice would be undergoing training under section 22 (1)		

NAME AND ADDRESS OF THE EMPLOYER

Akash -	Doranda, Ranchi	RANCHI, JHARKHAND - 834002
---------	-----------------	-------------------------------

4. Student Profile LOCKED

1. Once a student contract is created, their profile is locked as they can't apply for any more apprenticeships.
2. If they need any change in profile they need to request BOAT for it.

So, if the student is selected through SEC 22(A), the student is taken as an employee into the same establishment after the apprenticeship program is finished.

If it's SEC 22(B), the student can apply to jobs available after the apprenticeship program ends.



The screenshot shows a user interface with a blue navigation bar at the top containing the following links: Dashboard, Profile, Issues/Grievances, Application Management, Issues/Grievances, Event Management, Help, and Logout. Below the navigation bar, the main content area has a light blue background. On the left, it says "Welcome, ECE STUDENT!". On the right, there is a red-bordered box with the text: "Your profile is locked as you are doing apprenticeship click here to raise change your profile".

Contact Us

Email: natssupport_student@aicte-india.org

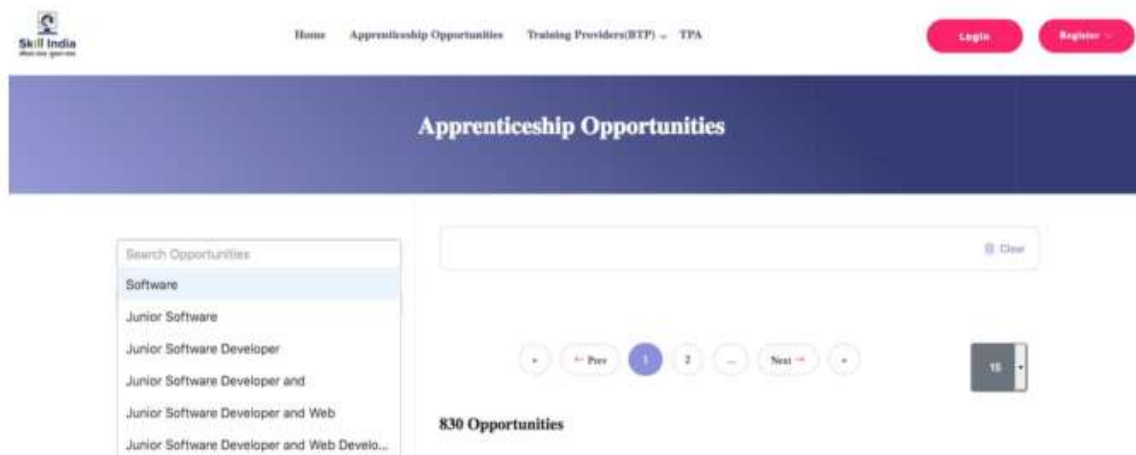
Landline: 011-29581332

Candidate Instruction Manual

THE APPRENTICESHIP PORTAL

The Apprenticeship Portal is a website of the Central Government for exchange of information on Apprenticeship. The public view gives you access to information on Apprenticeship Opportunities Posted by Companies, Registered Candidates, and Apprenticeship Guidelines.

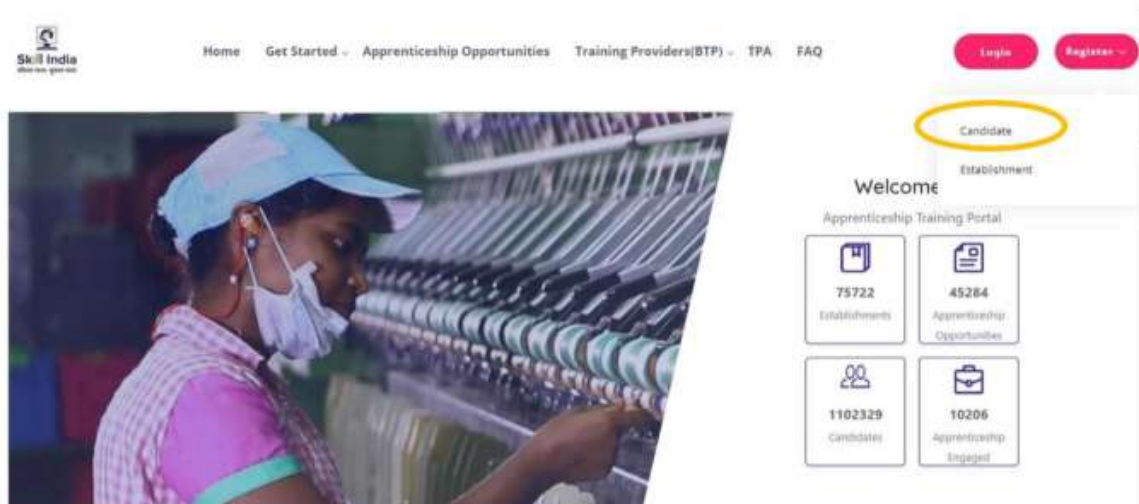
The Candidates can access to information such as available Apprenticeship Opportunities basis the Search Parameters like State, District, Sector and Trade, Organization and so on. To apply against available apprenticeship opportunities, it is mandatory for you register on the portal. The steps for registration are as follows:



Note: The fields marked in * are mandatory.

Candidate Registration

Click on the **“Register”** button the top toolbar and select the option **Candidate**.



A **Short Registration Form** will open (as shown below). You would be required to fill your Basic, Family and Contact details and click continue.

Note: Please enter a valid email ID as the activation link will be send through a mail to that ID. Also, remember the password and you will use it to login to your account on the Apprenticeship Portal.

The screenshot shows the 'Candidate Registration' form. The form is titled 'Candidate Registration' and includes the following fields:

- Personal Details**
- Name ***: Text input field.
- Father/Mother/Sponsor Name ***: Text input field.
- Relationship ***: Dropdown menu.
- Date of Birth ***: Text input field with a calendar icon.
- Gender ***: Dropdown menu.

Mobile Number *
Enter Mobile Number

Email ID *
Enter Email ID

Password *
Password

Confirm Password *
Confirm Password

Your password must be 8 characters long.
Password is required.

Dismiss

By signing up, you agree to the Terms of Service and Privacy Policy, including how we will be able to find you by email or phone number where possible.

Register

A dialog Box with the **Registration number** will notify your account creation after which you will receive an activation Email on the registered Email Address.

Father/Mother/Spouse Name *
Father/Mother/Spouse Name

Relationship *
Relationship

Enter your Father/Mother/Spouse Name

Date of Birth *
DD-MM-YYYY

Mobile Number *
Enter Mobile Number

Password *
Password

Your password must be 8 characters long.
 Dismiss

By signing up, you agree to the Terms of Service and Privacy Policy, including how we will be able to find you by email or phone number where possible.

Registered Successfully!!

Please check your email for activation!

Please note this registration number

A012019005631

OK

On the Email, click the **'Activate'** button (as shown in the image below)

Apprenticeship Portal

Dear ananya,

Reply all |  Delete | Junk | 

Please note this number for all communications

Please Activate your Account



Thank you for using our application!

Regards,
Apprenticeship Portal

If you're having trouble clicking the "Activate" button, copy and paste the URL below into your web browser: <https://apprenticeshipindia.org/activate/5c4df58f44f7d76386684f82/LltqmuVvCX7se3ppN8hFzw5upmNT6S>

Login

Once you click on the Activate Button, the screen will automatically **redirect you to the Log-In page** (see below) where you type your registered **Email ID/Registration Number** and **Password** (*the email ID and Password are the same you mentioned during registration*) to login.

[Home](#) | [Apprenticeship Opportunities](#) | [Training Providers\(BTP\)](#) | [TPA](#)

Login

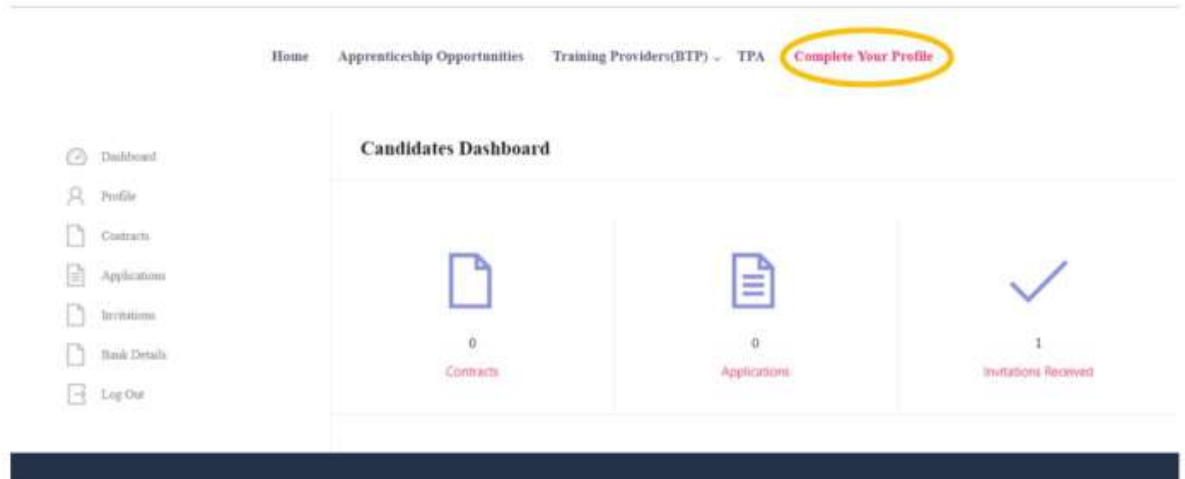
Login

[Reset activation link?](#)

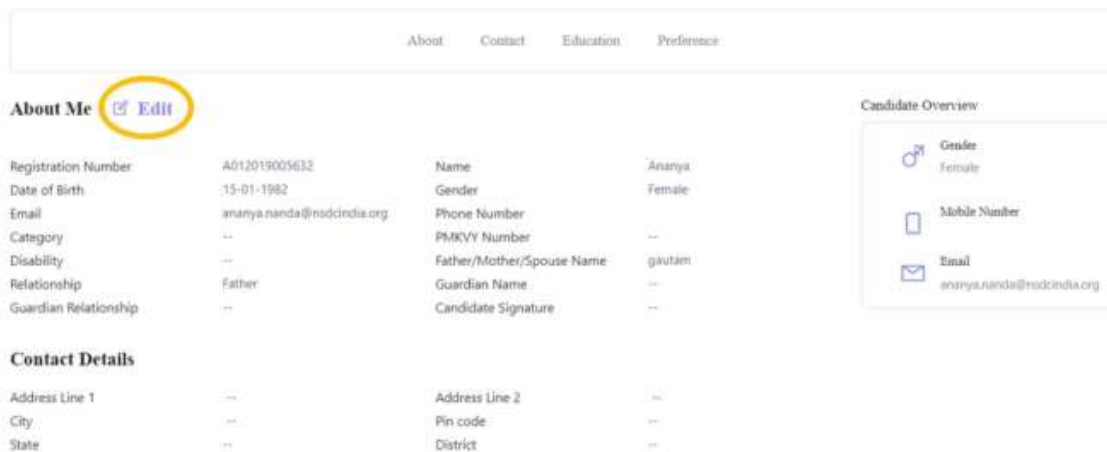
[Forgot Password?](#)

Profile Completion

Once Logged In, you will have to click on the button **'Complete Your Profile'** (encircled below). You will not be able to apply to any Apprenticeship Opportunity without completing your profile.



Start by clicking the **'Edit'** button (encircled below) to add your "About Me" and Contact Details.



On clicking the 'Edit' button, the following screen will emerge. **The fields marked in *!** are mandatory.**

[< back to profile](#)

Basic Details

Email

ananya.nanda@nscindia.org

Mobile Number

Enter Number

Gender

Female

Has Disability

Yes No

Date Of Birth *

15/01/1982

Date Of Birth Document *

No file chosen

Please upload only (jpeg, jpg, png, pdf) files
Maximum 4MB only allowed

Father/Mother/Spouse Name *

gautam

Relationship *

Father

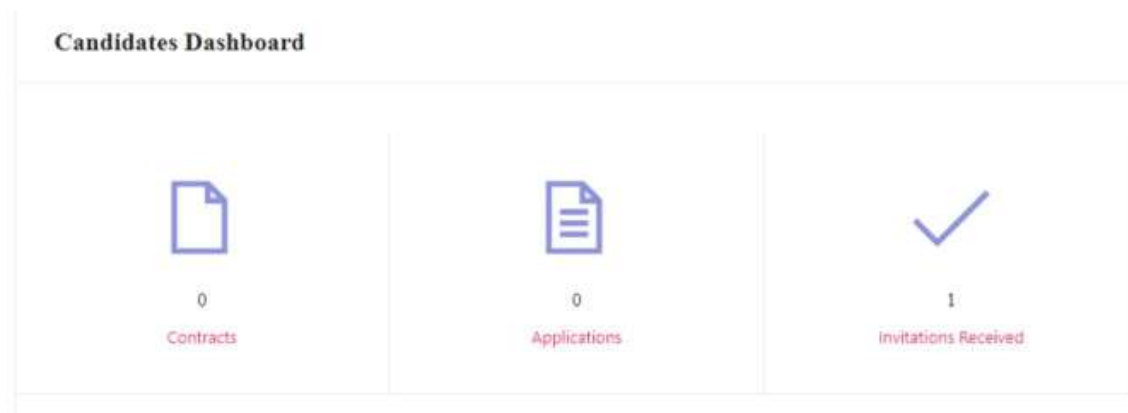
Id Proof Type *

Select Proof type

Document Proof *

No file chosen

Understanding Candidate Dashboard



There are 3 items on your dashboard and they are explained below:

1. **Invitations Received** – Some companies screen your profile and if they feel you're fit for the opportunity, they send out an invitation to you to apply to the opportunity. This section lists the number of invitations received by the candidate.
2. **Applications:** This section lists the number of Apprenticeship Opportunities you had applied to.
3. **Contracts:** This section will show the contract you have signed with the company. Multiple companies can send you contracts, however, you will only be able to accept one.

Apply to Opportunities

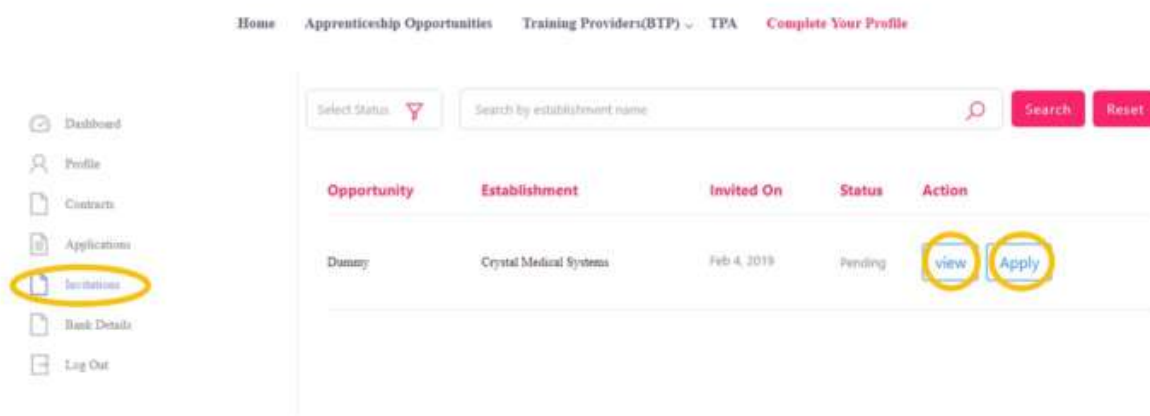
You can use the option **“Apprenticeship Opportunities”** on the top toolbar to view the opportunities. You can search by **keywords**, such as ‘hospitality’ or ‘fitter’, ‘operator”, “chef”, “sewing machine” and so on in the ‘Search Opportunities” section (encircled below)

The screenshot shows the 'Apprenticeship Opportunities' web application. At the top, the navigation bar includes 'Home', 'Apprenticeship Opportunities' (circled in yellow), 'Training Providers(BTP)', and 'TPA'. Below this is a dark blue header with the text 'Apprenticeship Opportunities'. On the left, a search input field contains the text 'chef' (circled in yellow), with a dropdown menu showing suggestions: 'Chef', 'Trainee Chef', 'Trainee Chef', and 'Trainee Chef Apprenticeship'. The main content area displays a list of opportunities. The first opportunity is 'Customer Relationship Executive' by 'Nagpur Global Solutions Pvt Ltd', with an 'Apply' button circled in yellow. Below it, the second opportunity is 'Apprentice' by 'SAPS (Santaji) Maharaaj Hospital', also with an 'Apply' button. The interface includes a search bar, a pagination control showing '1' of 15 items, and a 'Close' button for the search input.

Simply click on the **‘Apply’** button (encircled above) to apply to the opportunity of your choice.

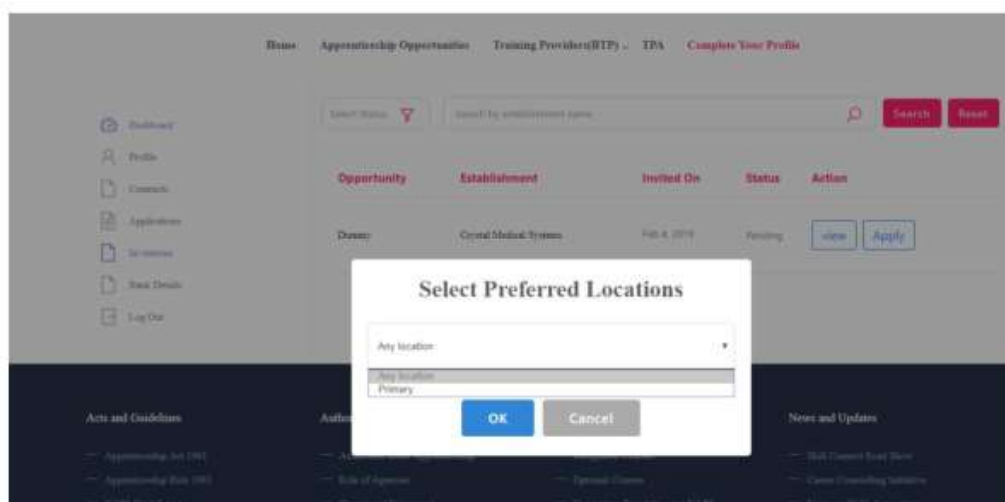
Invitations

Companies can view your profile and invite you to apply to an apprenticeship opportunity posted by them. You can view them by clicking the **'Invitations'** option (encircled below) on the left menu.



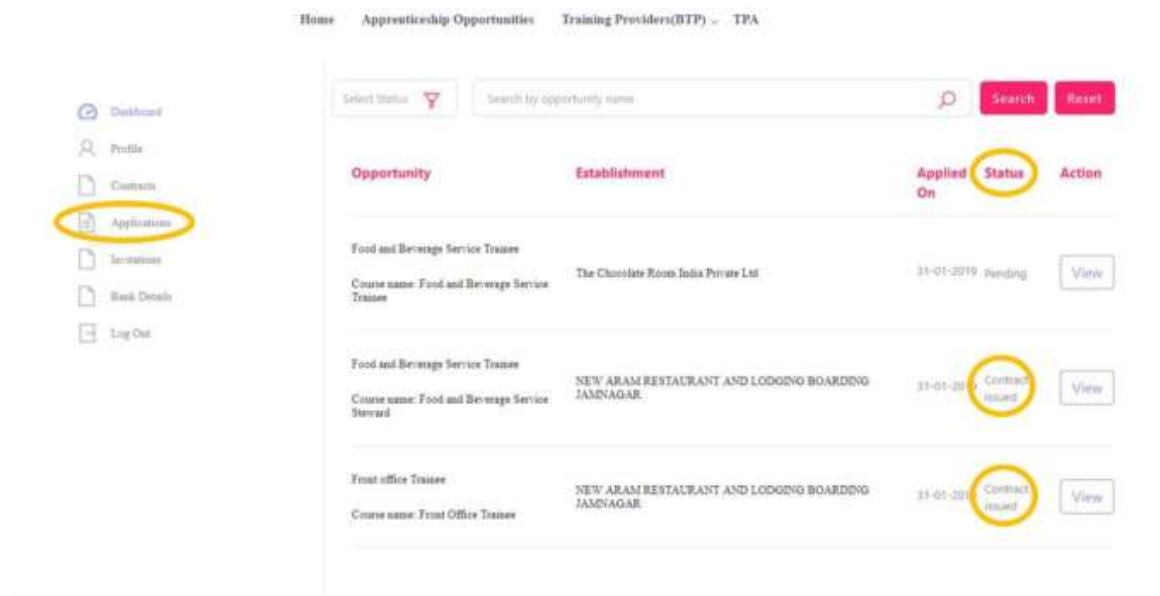
You can view the details of the opportunity by clicking on the **'View'** button (encircled above). If the opportunity interests you, you can click on the **'Apply'** button (encircled above) to apply to the opportunity.

On clicking 'Apply', you will be given the option to **choose the location** (in cases where the company has offered opportunity in several locations). The following box will appear and you can choose the location based on your preference.



Applications and Selection Process

You can view all your application on the tab 'Applications' (encircled below) on the left menu.



Home Apprenticeship Opportunities Training Providers(BTP) - TPA

Select Status

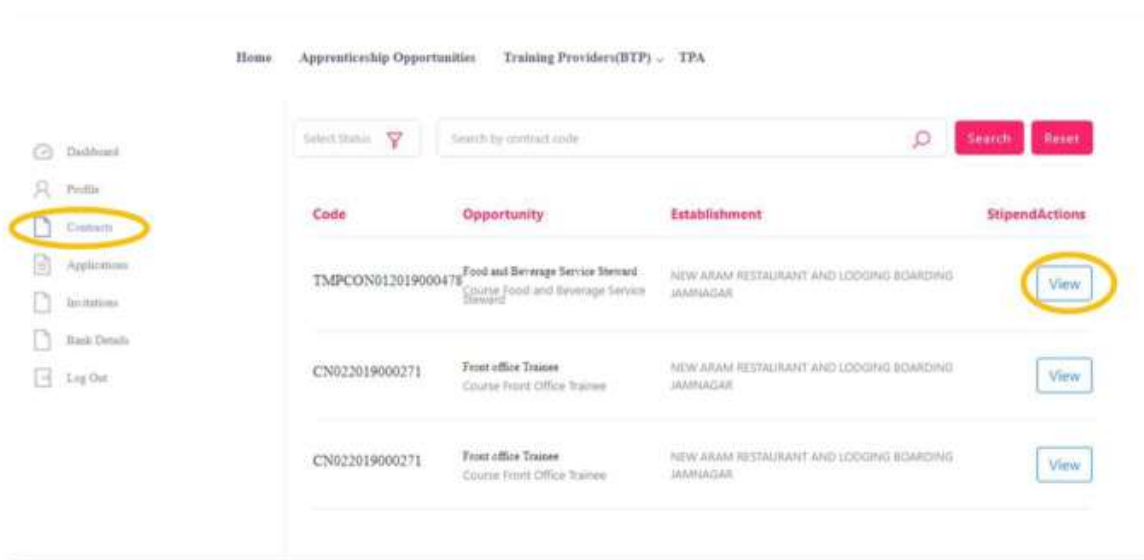
Opportunity	Establishment	Applied On	Status	Action
Food and Beverage Service Trainee Course name: Food and Beverage Service Trainee	The Chocolate Room India Private Ltd	31-01-2019	Pending	<input type="button" value="View"/>
Food and Beverage Service Trainee Course name: Food and Beverage Service Trainee	NEW ARAM RESTAURANT AND LODGING BOARDING JAMNAGAR	31-01-2019	Contract Issued	<input type="button" value="View"/>
Front office Trainee Course name: Front Office Trainee	NEW ARAM RESTAURANT AND LODGING BOARDING JAMNAGAR	31-01-2019	Contract Issued	<input type="button" value="View"/>

The page will show you a summary of all your applications.

After to an Opportunity, the company will review your profile and call invite you for an interview. If the company selects you, they will issue a 'Contract', and you will be able to see this in the 'Status' column above.

View and Accept Contract

If a company wants to make you an offer, they will send the contract to you. To view the list of contracts, click on the option **'Contracts'** (encircled below) in the left menu



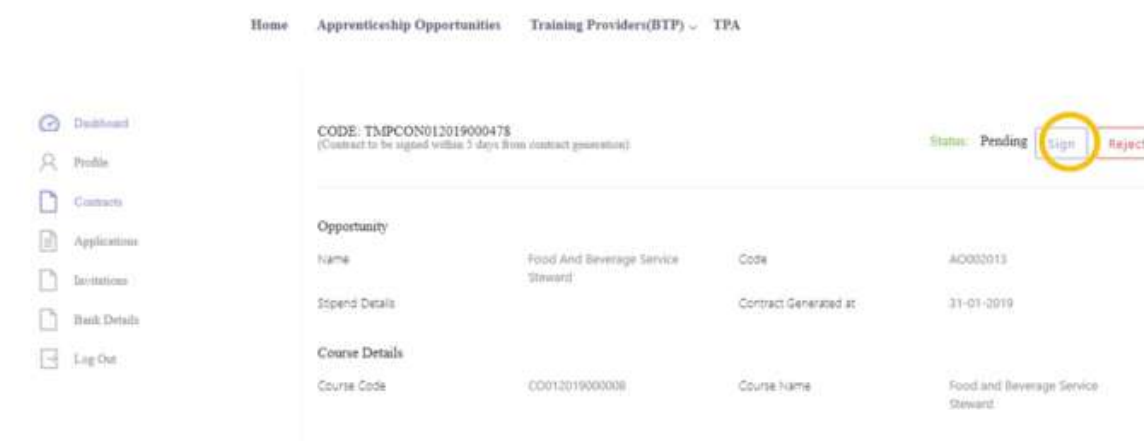
Home Apprenticeship Opportunities Training Providers(BTP) > TPA

Select Status Search by contract code

Code	Opportunity	Establishment	StipendActions
TMPCON012019000478	Food and Beverage Service Steward Course Food and Beverage Service Steward	NEW ARAM RESTAURANT AND LODGING BOARDING JAMNAGAR	<input type="button" value="View"/>
CN022019000271	Front office Trainee Course Front Office Trainee	NEW ARAM RESTAURANT AND LODGING BOARDING JAMNAGAR	<input type="button" value="View"/>
CN022019000271	Front office Trainee Course Front Office Trainee	NEW ARAM RESTAURANT AND LODGING BOARDING JAMNAGAR	<input type="button" value="View"/>

To view details of the contract, click on the option **'View'** (encircled above).

You will be able to see all details of opportunity – Stipend details, working days, location and so on. If all the details are correct as per your knowledge, you can accept the contracts by selecting the option **'Sign'** (encircled below). If for any reason, you don't plan to accept the opportunity, you can select the option **'Reject'** and the contract will get deleted.



Home Apprenticeship Opportunities Training Providers(BTP) > TPA

CODE: TMPCON012019000478
(Contract to be signed within 7 days from contract generation)

Status: Pending

Opportunity			
Name	Food And Beverage Service Steward	Code	A0002013
Stipend Details		Contract Generated at	31-01-2019

Course Details			
Course Code	00012019000008	Course Name	Food and Beverage Service Steward